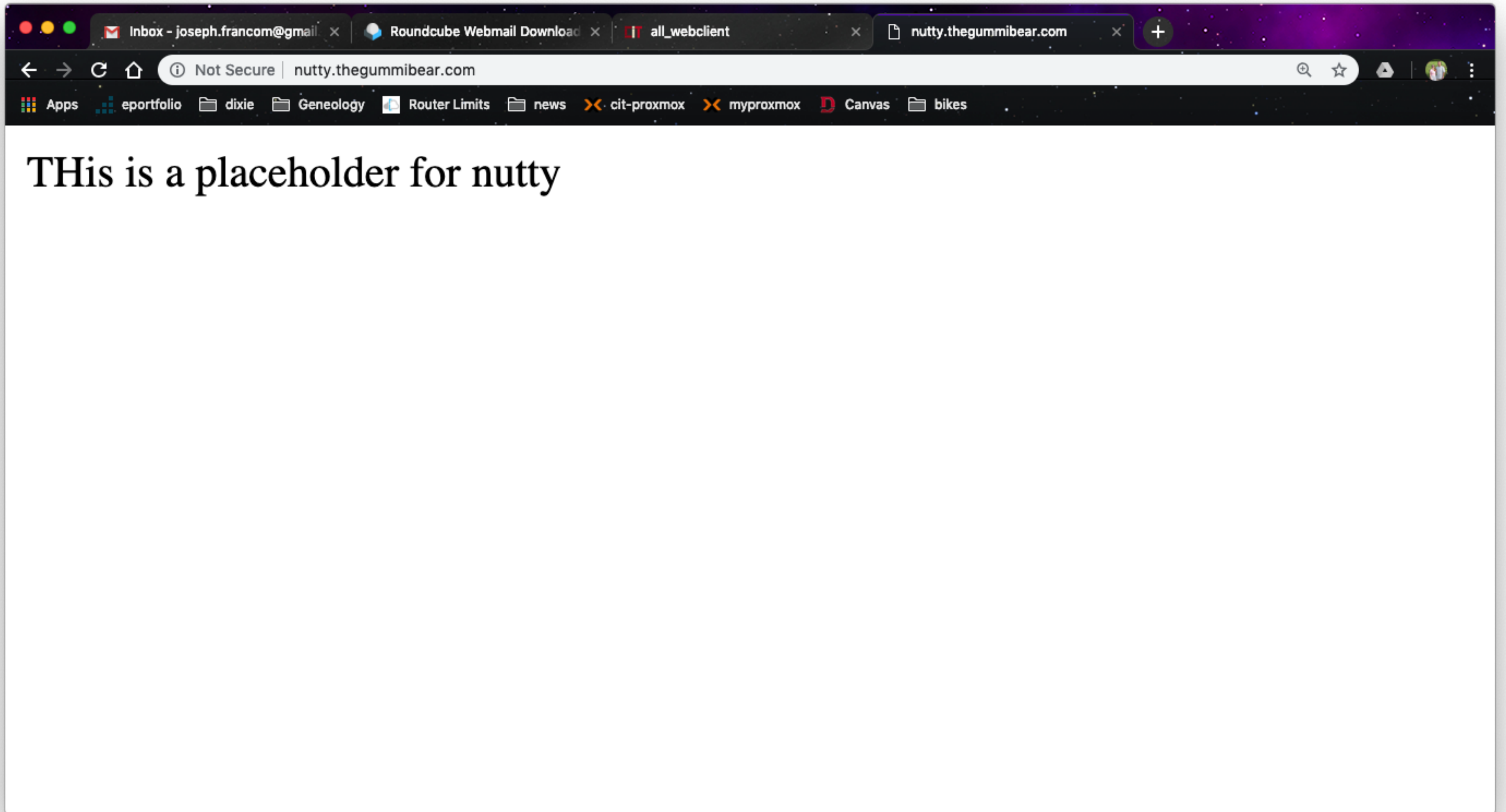


```
joe — joe@ns1-thegummibear: ~ — ssh • ssh yavin — 80x23
~ — joe@ns1-thegummibear: ~ — ssh • ssh yavin
~ — joe@www-thegummibear: /var/www/html/nutty.thegummibear.com — ssh • ssh yavin
joe@ns1-thegummibear:~$ echo "I have already added a new cname for this website"
I have already added a new cname for this website
joe@ns1-thegummibear:~$ dig @localhost nutty.thegummibear.com | grep A
;; ->>HEADER<<- opcode: QUERY, status: NOERROR, id: 56727
;; flags: qr aa rd ra; QUERY: 1, ANSWER: 2, AUTHORITY: 2, ADDITIONAL: 3
;nutty.thegummibear.com.                IN      A
;; ANSWER SECTION:
nutty.thegummibear.com. 3600    IN      CNAME   www.thegummibear.com.
www.thegummibear.com.  3600    IN      A       144.38.199.53
;; AUTHORITY SECTION:
;; ADDITIONAL SECTION:
ns1.thegummibear.com.  3600    IN      A       144.38.199.50
ns2.thegummibear.com.  3600    IN      A       144.38.199.51
joe@ns1-thegummibear:~$ █
```

```
joe — joe@mail-thegummibear: ~ — ssh • ssh yavin — 80x23
~ — joe@ns1-thegummibear: ~ — ssh • ssh yavin
~ — joe@mail-thegummibear: ~ — ssh • ssh yavin
...r: /var/www/html/nutty.thegummibear.com — ssh • ssh yavin +
joe@mail-thegummibear:~$ echo "I have already added a new user on my mail machine"
I have already added a new user on my mail machine
joe@mail-thegummibear:~$ cat /etc/passwd | grep chancho
chancho:x:1004:1004:,,,:/home/chancho:/bin/bash
joe@mail-thegummibear:~$ █
```

```
joe — joe@www-thegummibear: ~ — ssh • ssh yavin — 80x22
~ — joe@ns1-thegummibear: ~ — ssh • ssh yavin  ~ — joe@mail-thegummibear: ~ — ssh • ssh yavin  ×  ~ — joe@www-thegummibear: ~ — ssh • ssh yavin  +
joe@www-thegummibear:~$ echo "I have also added a new vhost to apache"
I have also added a new vhost to apache
joe@www-thegummibear:~$ cat /etc/apache2/sites-enabled/nutty.thegummibear.com.conf
<VirtualHost 144.38.199.53:80>
  ServerName nutty.thegummibear.com
  DocumentRoot /var/www/html/nutty.thegummibear.com
</VirtualHost>
joe@www-thegummibear:~$ █
```



This is a placeholder for nutty

```
joe — joe@www-thegummibear: ~ — ssh • ssh yavin — 80x22
~ — joe@ns1-thegummibear: ~ — ssh • ssh yavin
~ — joe@mail-thegummibear: ~ — ssh • ssh yavin
~ — joe@www-thegummibear: ~ — ssh • ssh yavin
joe@www-thegummibear:~$ echo "going to install the roundcube email client from source"
going to install the roundcube email client from source
joe@www-thegummibear:~$ █
```

Inbox - joseph.francom@gmail.com x Roundcube Webmail Download x all\_webclient x nutty.thegummibear.com x +

https://roundcube.net/download/

Apps eportfolio dixie Geneology Router Limits news cit-proxmox myproxmox Canvas bikes

About News Screenshots Download Plugins Support Contribute

# Download your version of Roundcube

## Stable version - 1.3.8

Package		Size	SHA-256 checksum
Dependent <sup>1</sup>	<a href="#">Download</a>	3.0 MB	93314f125033d8ce2755198367c45bdd2f4cfee5d7688f913877beeb6c532858
Complete	<a href="#">Download</a>	5.2 MB	c49e33f9643f98311b700138a1e1a0358c37b1205250e1124bd43d7f9a920d05
Framework	<a href="#">Download</a>	1.2 MB	f4d753ea98144d0a80755752f6be2a9c4038386cc44339cdcb857989e645fb39

## Old stable - 1.2.9

Package		Size	SHA-256 checksum
Dependent <sup>1</sup>	<a href="#">Download</a>	3.4 MB	7b4967606e0c7e0b3b97aa49914f62aac50e6d778019eae503c332cea5829d4d
Complete	<a href="#">Download</a>	3.7 MB	0fed9def3b9441f93388c81ab47de58cd3b301f221c892d9c3fdcd3fd949797b

Open Link in New Tab  
Open Link in New Window  
Open Link in Incognito Window

Save Link As...

**Copy Link Address**

Inspect

Speech



Services



```
joe — joe@www-thegummibear: ~ — ssh • ssh yavin — 80x22
~ — joe@ns1-thegummibear: ~ — ssh • ssh yavin
~ — joe@mail-thegummibear: ~ — ssh • ssh yavin
~ — joe@www-thegummibear: ~ — ssh • ssh yavin
joe@www-thegummibear:~$ ls
roundcubemail-1.3.8-complete.tar.gz
joe@www-thegummibear:~$ echo "I downloaded with wget: the complete version"
I downloaded with wget: the complete version
joe@www-thegummibear:~$ █
```



```
joe — joe@www-thegummibear: ~ — ssh • ssh yavin — 80x22
~ — joe@ns1-thegummibear: ~ — ssh • ssh yavin
~ — joe@mail-thegummibear: ~ — ssh • ssh yavin
~ — joe@www-thegummibear: ~ — ssh • ssh yavin
joe@www-thegummibear:~$ ls
roundcubemail-1.3.8-complete.tar.gz
joe@www-thegummibear:~$ tar -xvzf roundcubemail-1.3.8-complete.tar.gz
```

```
joe — joe@www-thegummibear: ~/roundcubemail-1.3.8 — ssh • ssh yavin — 80x22
~ — joe@ns1-thegummibear: ~ — ssh • ssh yavin  ~ — joe@mail-thegummibear: ~ — ssh • ssh yavin  ...w-thegummibear: ~/roundcubemail-1.3.8 — ssh • ssh yavin  +
joe@www-thegummibear:~$ ls
roundcubemail-1.3.8  roundcubemail-1.3.8-complete.tar.gz
joe@www-thegummibear:~$ cd roundcubemail-1.3.8/
joe@www-thegummibear:~/roundcubemail-1.3.8$ ls
bin          config      installer   plugins    README.md  temp
CHANGELOG   index.php  LICENSE    program    skins      UPGRADING
composer.json-dist  INSTALL    logs       public_html  SQL        vendor
joe@www-thegummibear:~/roundcubemail-1.3.8$ less README.md
```

```
joe — joe@www-thegummibear: ~/roundcubemail-1.3.8 — ssh • ssh yavin — 80x22
~ — joe@ns1-thegummibear: ~ — ssh • ssh yavin  ~ — joe@mail-thegummibear: ~ — ssh • ssh yavin  ...w-thegummibear: ~/roundcubemail-1.3.8 — ssh • ssh yavin
[joe@www-thegummibear:~/roundcubemail-1.3.8$ less INSTALL █
```

```
joe — joe@www-thegummibear: ~/roundcubemail-1.3.8 — ssh • ssh yavin — 80x22
~ — joe@ns1-thegummibear: ~ — ssh • ssh yavin  ~ — joe@mail-thegummibear: ~ — ssh • ssh yavin  ...w-thegummibear: ~/roundcubemail-1.3.8 — ssh • ssh yavin  +
=====

1. Decompress and put this folder somewhere inside your document root
2. In case you don't use the so-called "complete" release package,
you have to install PHP and javascript dependencies.
  2.1. Install PHP dependencies using composer:
    - get composer from https://getcomposer.org/download/
    - rename the composer.json-dist file into composer.json
    - if you want to use LDAP address books, enable the LDAP libraries in your
      composer.json file by moving the items from "suggest" to the "require"
      section (remove the explanation texts after the version!).
    - run `php composer.phar install --no-dev`
  2.2. Install Javascript dependencies by executing `bin/install-jsdeps.sh` scri
pt.
3. Make sure that the following directories (and the files within)
are writable by the webserver
  - /temp
  - /logs
4. Create a new database and a database user for Roundcube (see DATABASE SETUP)
5. Point your browser to http://url-to-roundcube/installer/
6. Follow the instructions of the install script (or see MANUAL CONFIGURATION)
:█
```

```
joe — joe@www-thegummibear: ~ — ssh • ssh yavin — 80x22
~ — joe@ns1-thegummibear: ~ — ssh • ssh yavin
~ — joe@mail-thegummibear: ~ — ssh • ssh yavin
~ — joe@www-thegummibear: ~ — ssh • ssh yavin
joe@www-thegummibear:~/roundcubemail-1.3.8$ less INSTALL
joe@www-thegummibear:~/roundcubemail-1.3.8$ cd ..
joe@www-thegummibear:~$ ls
roundcubemail-1.3.8  roundcubemail-1.3.8-complete.tar.gz
joe@www-thegummibear:~$ mv roundcubemail-1.3.8 /var/www/html/nutty.thegummibear.
com/
```

=====

1. Decompress and put this folder somewhere inside your document root
  2. In case you don't use the so-called "complete" release package, you have to install PHP and javascript dependencies.
    - 2.1. Install PHP dependencies using composer:
      - get composer from <https://getcomposer.org/download/>
      - rename the composer.json-dist file into composer.json
      - if you want to use LDAP address books, enable the LDAP libraries in your composer.json file by moving the items from "suggest" to the "require" section (remove the explanation texts after the version!).
      - run ``php composer.phar install --no-dev``
    - 2.2. Install Javascript dependencies by executing ``bin/install-jsdeps.sh`` script.
  3. Make sure that the following directories (and the files within) are writable by the webserver
    - /temp
    - /logs
  4. Create a new database and a database user for Roundcube (see DATABASE SETUP)
  5. Point your browser to <http://url-to-roundcube/installer/>
  6. Follow the instructions of the install script (or see MANUAL CONFIGURATION)
- :█

```
joe — joe@www-thegummibear: /var/www/html/nutty.thegummibear.com/roundcubemail-1.3.8 — ssh • ssh yavin — 80x22
~ — joe@ns1-thegummibear: ~ — ssh • ssh yavin  ~ — joe@mail-thegummibear: ~ — ssh • ssh yavin  ...y.thegummibear.com/roundcubemail-1.3.8 — ssh • ssh yavin  +
joe@www-thegummibear: /var/www/html/nutty.thegummibear.com/roundcubemail-1.3.8$ ls -l
total 272
drwxr-xr-x  2 joe joe   4096 Mar  2 09:55 bin
-rw-r--r--  1 joe joe 155016 Oct 23 05:12 CHANGELOG
-rw-r--r--  1 joe joe  1046 Oct 23 05:12 composer.json-dist
drwxr-xr-x  2 joe joe   4096 Mar  2 09:55 config
-rw-r--r--  1 joe joe 12726 Oct 23 05:12 index.php
-rw-r--r--  1 joe joe 10901 Oct 23 05:12 INSTALL
drwxr-xr-x  3 joe joe   4096 Mar  2 09:55 installer
-rw-r--r--  1 joe joe 35147 Oct 23 05:12 LICENSE
drwxr-xr-x  2 joe joe   4096 Mar  2 09:55 logs
drwxr-xr-x 35 joe joe   4096 Mar  2 09:55 plugins
drwxr-xr-x  8 joe joe   4096 Mar  2 09:55 program
drwxr-xr-x  3 joe joe   4096 Mar  2 09:55 public_html
-rw-r--r--  1 joe joe  3876 Oct 23 05:12 README.md
drwxr-xr-x  4 joe joe   4096 Mar  2 09:55 skins
drwxr-xr-x  7 joe joe   4096 Oct 23 05:12 SQL
drwxr-xr-x  2 joe joe   4096 Mar  2 09:55 temp
-rw-r--r--  1 joe joe  3579 Oct 23 05:12 UPGRADING
drwxr-xr-x  8 joe joe   4096 Mar  2 09:55 vendor
joe@www-thegummibear: /var/www/html/nutty.thegummibear.com/roundcubemail-1.3.8$
```



joe — joe@www-thegummibear: /var/www/html/nutty.thegummibear.com/roundcubemail-1.3.8 — ssh • ssh yavin — 79x22

~ — joe@ns1-thegummibear: ~ — ssh • ssh yavin

~ — joe@mail-thegummibear: ~ — ssh • ssh yavin

...thegummibear.com/roundcubemail-1.3.8 — ssh • ssh yavin



```
joe@www-thegummibear: /var/www/html/nutty.thegummibear.com/roundcubemail-1.3.8$  
sudo chown :www-data logs/
```



```
joe — joe@www-thegummibear: /var/www/html/nutty.thegummibear.com/roundcubemail-1.3.8 — ssh • ssh yavin — 79x22
~ — joe@ns1-thegummibear: ~ — ssh • ssh yavin  ~ — joe@mail-thegummibear: ~ — ssh • ssh yavin  ....thegummibear.com/roundcubemail-1.3.8 — ssh • ssh yavin +
joe@www-thegummibear: /var/www/html/nutty.thegummibear.com/roundcubemail-1.3.8$
sudo chown :www-data temp/
joe@www-thegummibear: /var/www/html/nutty.thegummibear.com/roundcubemail-1.3.8$
```

joe — joe@www-thegummibear: /var/www/html/nutty.thegummibear.com/roundcubemail-1.3.8 — ssh • ssh yavin — 79x22

~ — joe@ns1-thegummibear: ~ — ssh • ssh yavin      ~ — joe@mail-thegummibear: ~ — ssh • ssh yavin      ....thegummibear.com/roundcubemail-1.3.8 — ssh • ssh yavin

you have to install PHP and javascript dependencies.

2.1. Install PHP dependencies using composer:

- get composer from <https://getcomposer.org/download/>
- rename the composer.json-dist file into composer.json
- if you want to use LDAP address books, enable the LDAP libraries in your composer.json file by moving the items from "suggest" to the "require" section (remove the explanation texts after the version!).
- run ``php composer.phar install --no-dev``

2.2. Install Javascript dependencies by executing ``bin/install-jsdeps.sh`` script.

3. Make sure that the following directories (and the files within) are writable by the webserver

- /temp
- /logs

4. Create a new database and a database user for Roundcube (see DATABASE SETUP)

5. Point your browser to <http://url-to-roundcube/installer/>

6. Follow the instructions of the install script (or see MANUAL CONFIGURATION)

7. After creating and testing the configuration, remove the installer directory

8. Check Known Issues section of this file

: █

```
joe — joe@www-thegummibear: /var/www/html/nutty.thegummibear.com/roundcubemail-1.3.8 — ssh • ssh yavin — 79x22
~ — joe@ns1-thegummibear: ~ — ssh • ssh yavin  ~ — joe@mail-thegummibear: ~ — ssh • ssh yavin  ....thegummibear.com/roundcubemail-1.3.8 — ssh • ssh yavin  +
joe@www-thegummibear: /var/www/html/nutty.thegummibear.com/roundcubemail-1.3.8$
less INSTALL
joe@www-thegummibear: /var/www/html/nutty.thegummibear.com/roundcubemail-1.3.8$
echo "I have already created the database and granted permissions to connect fr
om this webserver"
I have already created the database and granted permissions to connect from thi
s webserver
joe@www-thegummibear: /var/www/html/nutty.thegummibear.com/roundcubemail-1.3.8$
```

```
joe — joe@db-thegummibear: ~ — ssh • ssh yavin — 79x23
~ — joe@db-thegummibear: ~ — ssh • ssh yavin  ~ — joe@mail-thegummibear: ~ — ssh • ssh yavin  ....thegummibear.com/roundcubemail-1.3.8 — ssh • ssh yavin +
| Y      | Y      | Y      | Y      | N      | Y
|      | Y      | Y      | Y      | Y      |
Y      | Y      | Y      | Y      | Y      |
Y      | Y      | Y      | Y      | Y      |
+-----+-----+-----+-----+-----+
+-----+-----+-----+-----+-----+
+-----+-----+-----+-----+-----+
+-----+-----+-----+-----+-----+
+-----+-----+-----+-----+-----+
4 rows in set (0.00 sec)

mysql> select Host,Db,User from db;
+-----+-----+-----+
| Host      | Db          | User          |
+-----+-----+-----+
| 144.38.199.53 | roundcube  | ramses       |
| localhost    | hogwarts   | harry        |
| localhost    | performance_schema | mysql.session |
| localhost    | sys        | mysql.sys    |
+-----+-----+-----+
4 rows in set (0.00 sec)

mysql> █
```

```
joe — joe@www-thegummibear: /var/www/html/nutty.thegummibear.com/roundcubemail-1.3.8 — ssh • ssh yavin — 79x22
~ — joe@db-thegummibear: ~ — ssh • ssh yavin  ~ — joe@mail-thegummibear: ~ — ssh • ssh yavin  ....thegummibear.com/roundcubemail-1.3.8 — ssh • ssh yavin  +
=====

1. Decompress and put this folder somewhere inside your document root
2. In case you don't use the so-called "complete" release package,
you have to install PHP and javascript dependencies.
  2.1. Install PHP dependencies using composer:
    - get composer from https://getcomposer.org/download/
    - rename the composer.json-dist file into composer.json
    - if you want to use LDAP address books, enable the LDAP libraries in your
      composer.json file by moving the items from "suggest" to the "require"
      section (remove the explanation texts after the version!).
    - run `php composer.phar install --no-dev`
  2.2. Install Javascript dependencies by executing `bin/install-jsdeps.sh` scr
ipt.
3. Make sure that the following directories (and the files within)
   are writable by the webserver
   - /temp
   - /logs
4. Create a new database and a database user for Roundcube (see DATABASE SETUP)
5. Point your browser to http://url-to-roundcube/installer/
6. Follow the instructions of the install script (or see MANUAL CONFIGURATION)
:█
```



## This page isn't working

**nutty.thegummibear.com** is currently unable to handle this request.

HTTP ERROR 500

Reload



joe — joe@www-thegummibear: /var/www/html/nutty.thegummibear.com/roundcubemail-1.3.8 — ssh • ssh yavin — 79x22

~ — joe@db-thegummibear: ~ — ssh • ssh yavin

~ — joe@mail-thegummibear: ~ — ssh • ssh yavin

...thegummibear.com/roundcubemail-1.3.8 — ssh • ssh yavin



```
joe@www-thegummibear: /var/www/html/nutty.thegummibear.com/roundcubemail-1.3.8$  
sudo less /var/log/apache2/error.log
```

```
joe — joe@www-thegummibear: /var/www/html/nutty.thegummibear.com/roundcubemail-1.3.8 — ssh • ssh yavin — 79x22
~ — joe@db-thegummibear: ~ — ssh • ssh yavin  ~ — joe@mail-thegummibear: ~ — ssh • ssh yavin  ....thegummibear.com/roundcubemail-1.3.8 — ssh • ssh yavin  +
ww/html/nutty.thegummibear.com/roundcubemail-1.3.8/program/lib/Roundcube/rcube.
php on line 1259
[Sat Mar 02 10:03:55.177580 2019] [php7:warn] [pid 5430] [client 64.255.89.6:56
101] PHP Warning:  config.inc.php was not found. in /var/www/html/nutty.thegumm
ibear.com/roundcubemail-1.3.8/program/lib/Roundcube/rcube.php on line 1364
[Sat Mar 02 10:03:55.196462 2019] [php7:error] [pid 5430] [client 64.255.89.6:5
6101] PHP Fatal error:  Uncaught Error: Class 'DOMDocument' not found in /var/w
ww/html/nutty.thegummibear.com/roundcubemail-1.3.8/program/lib/Roundcube/html.p
hp:357\nStack trace:\n#0 /var/www/html/nutty.thegummibear.com/roundcubemail-1.3
.8/program/include/rcmail_output_html.php(905): html::parse_attr_string('cond
ition="!env...')\n#1 /var/www/html/nutty.thegummibear.com/roundcubemail-1.3.8/p
rogram/include/rcmail_output_html.php(633): rcmail_output_html->parse_conditio
s('<!DOCTYPE html>...')\n#2 /var/www/html/nutty.thegummibear.com/roundcubemail-
1.3.8/program/include/rcmail_output_html.php(488): rcmail_output_html->parse('e
rror', false)\n#3 /var/www/html/nutty.thegummibear.com/roundcubemail-1.3.8/prog
ram/steps/utils/error.inc(143): rcmail_output_html->send('error')\n#4 /var/www/
html/nutty.thegummibear.com/roundcubemail-1.3.8/program/include/rcmail_output_h
tml.php(753): include('/var/www/html/n...')\n#5 /var/www/html/nutty.thegummibea
r.com/roundcubemail-1.3.8/program/lib/Roundcube/rcube.php(1311): rcmail_output_
html->raise_error(601, 'conf in /var/www/html/nutty.thegummibear.com/roundcubem
ail-1.3.8/program/lib/Roundcube/html.php on line 357
(END)
```



```
joe — joe@www-thegummibear: /var/www/html/nutty.thegummibear.com/roundcubemail-1.3.8 — ssh • ssh yavin — 79x22
~ — joe@db-thegummibear: ~ — ssh • ssh yavin  ~ — joe@mail-thegummibear: ~ — ssh • ssh yavin  ....thegummibear.com/roundcubemail-1.3.8 — ssh • ssh yavin +
joe@www-thegummibear: /var/www/html/nutty.thegummibear.com/roundcubemail-1.3.8$
echo "looks like we need to install another package. After looking on google..."
looks like we need to install another package. After looking on google...
joe@www-thegummibear: /var/www/html/nutty.thegummibear.com/roundcubemail-1.3.8$
sudo apt-get install php-dom
Reading package lists... Done
Building dependency tree
Reading state information... Done
Note, selecting 'php7.2-xml' instead of 'php-dom'
The following packages were automatically installed and are no longer required:
 libaio1 libcgi-fast-perl libcgi-pm-perl libencode-locale-perl
 libevent-core-2.1-6 libfcgi-perl libhtml-parser-perl libhtml-tagset-perl
 libhtml-template-perl libhttp-date-perl libhttp-message-perl
 libio-html-perl liblwp-mediatypes-perl libtimedate-perl liburi-perl
 mysql-client-5.7 mysql-client-core-5.7 mysql-common mysql-server-5.7
 mysql-server-core-5.7
Use 'sudo apt autoremove' to remove them.
The following additional packages will be installed:
 libxslt1.1
The following NEW packages will be installed:
 libxslt1.1 php7.2-xml
```

```
joe — joe@www-thegummibear: /var/www/html/nutty.thegummibear.com/roundcubemail-1.3.8 — ssh • ssh yavin — 79x22
~ — joe@db-thegummibear: ~ — ssh • ssh yavin  ×  ~ — joe@mail-thegummibear: ~ — ssh • ssh yavin  ....thegummibear.com/roundcubemail-1.3.8 — ssh • ssh yavin  +
joe@www-thegummibear: /var/www/html/nutty.thegummibear.com/roundcubemail-1.3.8$
echo "It helps to visit the correct url as well. Don't forget the /installer"
It helps to visit the correct url as well. Don't forget the /installer
joe@www-thegummibear: /var/www/html/nutty.thegummibear.com/roundcubemail-1.3.8$
```

Browser tabs: Inbox - joseph.francom@gmail.com, Roundcube Webmail Download, all\_webclient, Roundcube Webmail Installer, php - Class 'DOMDocument' n...

Address bar: Not Secure | nutty.thegummibear.com/roundcubemail-1.3.8/installer/

Bookmarks: Apps, eportfolio, dixie, Geneology, Router Limits, news, cit-proxmox, myproxmox, Canvas, bikes

## Checking PHP version

Version: **OK** (PHP 7.2.15-0ubuntu0.18.04.1 detected)

## Checking PHP extensions

The following modules/extensions are *required* to run Roundcube:

PCRE: **OK**

DOM: **OK**

Session: **OK**

XML: **OK**

JSON: **OK**

PDO: **OK**

Multibyte: **NOT OK** (See <http://www.php.net/manual/en/book.mbstring.php>)

OpenSSL: **OK**

The next couple of extensions are *optional* and recommended to get the best performance:

FileInfo: **OK**

Libiconv: **OK**

```
joe — joe@www-thegummibear: /var/www/html/nutty.thegummibear.com/roundcubemail-1.3.8 — ssh • ssh yavin — 79x22
~ — joe@db-thegummibear: ~ — ssh • ssh yavin  ~ — joe@mail-thegummibear: ~ — ssh • ssh yavin  ....thegummibear.com/roundcubemail-1.3.8 — ssh • ssh yavin  +
joe@www-thegummibear: /var/www/html/nutty.thegummibear.com/roundcubemail-1.3.8$
sudo apt search mbstring
Sorting... Done
Full Text Search... Done
php-mbstring/bionic,bionic 1:7.2+60ubuntu1 all
  MBSTRING module for PHP [default]

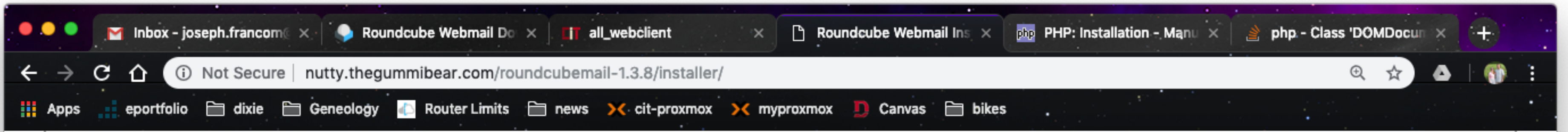
php-patchwork-utf8/bionic,bionic 1.3.1-1 all
  UTF-8 strings handling for PHP

php-symfony-polyfill-mbstring/bionic,bionic 1.6.0-2 all
  Symfony polyfill for the Mbstring extension

php-symfony-polyfill-util/bionic,bionic 1.6.0-2 all
  Symfony utilities for portability of PHP codes

php7.2-mbstring/bionic-security 7.2.15-0ubuntu0.18.04.1 amd64
  MBSTRING module for PHP

joe@www-thegummibear: /var/www/html/nutty.thegummibear.com/roundcubemail-1.3.8$
```



## Checking PHP version

Version: **OK** (PHP 7.2.15-0ubuntu0.18.04.1 detected)

## Checking PHP extensions

The following modules/extensions are *required* to run Roundcube:

PCRE: **OK**  
DOM: **OK**  
Session: **OK**  
XML: **OK**  
JSON: **OK**  
PDO: **OK**  
Multibyte: **OK**  
OpenSSL: **OK**

The next couple of extensions are *optional* and recommended to get the best performance:

FileInfo: **OK**  
Libiconv: **OK**  
Intl: **NOT AVAILABLE** (See <http://www.php.net/manual/en/book.intl.php>)

Browser tabs: Inbox - joseph.francom, Roundcube Webmail Do, all\_webclient, Roundcube Webmail Ins, PHP: Installation - Manu, php - Class 'DOMDocu

Address bar: Not Secure | nutty.thegummibear.com/roundcubemail-1.3.8/installer/

Bookmarks: Apps, eportfolio, dixie, Geneology, Router Limits, news, cit-proxmox, myproxmox, Canvas, bikes

Net\_IDNA2: **OK**  
Mail\_mime: **OK**  
Net\_LDAP3: **OK**

## Checking php.ini/.htaccess settings

The following settings are *required* to run Roundcube:

file\_uploads: **OK**  
session.auto\_start: **OK**  
mbstring.func\_overload: **OK**  
suhosin.session.encrypt: **OK**

The following settings are *optional* and recommended:

allow\_url\_fopen: **OK**  
date.timezone: **NOT OK** (not set)

NEXT

```
joe — joe@www-thegummibear: /var/www/html/nutty.thegummibear.com/roundcubemail-1.3.8 — ssh • ssh yavin — 79x22
~ — joe@db-thegummibear: ~ — ssh • ssh yavin  ~ — joe@mail-thegummibear: ~ — ssh • ssh yavin  ....thegummibear.com/roundcubemail-1.3.8 — ssh • ssh yavin  +
joe@www-thegummibear: /var/www/html/nutty.thegummibear.com/roundcubemail-1.3.8$
echo "Now I'm only going to capture things I change"
Now I'm only going to capture things I change
joe@www-thegummibear: /var/www/html/nutty.thegummibear.com/roundcubemail-1.3.8$
```

## Database setup

db\_dsnw

Database settings for read/write operations:

MySQL	Database type
db.thegummibear.com	Database server (omit for sqlite)
roundcube	Database name (use absolute path and filename for sqlite)
ramses	Database user name (needs write permissions)(omit for sqlite)
R#number1	Database password (omit for sqlite)

db\_prefix

Optional prefix that will be added to database object names (tables and sequences).

## IMAP Settings



## IMAP Settings

default\_host

The IMAP host(s) chosen to perform the log-in

 add

Leave blank to show a textbox at login. To use SSL/IMAPS connection, type ssl://hostname

default\_port

TCP port used for IMAP connections

username\_domain

Automatically add this domain to user names for login

Only for IMAP servers that require full e-mail addresses for login

auto\_create\_user

Automatically create a new Roundcube user when log-in the first time

## SMTP Settings

smtp\_server

Use this host for sending mails

To use SSL connection, set ssl://smtp.host.com.

smtp\_port

SMTP port (default is 25; 465 for SSL; 587 for submission)

smtp\_user/smtp\_pass

SMTP username and password (if required)

Use the current IMAP username and password for SMTP authentication

smtp\_log

Log sent messages in {log\_dir}/sendmail or to syslog.

Detects vCard attachments and allows to add them to address book. Also allows to attach vCards of your contacts to composed messages

virtuser\_file

Plugin adds possibility to resolve user email/login according to lookup tables in files.

virtuser\_query

Plugin adds possibility to resolve user email/login according to lookup tables in SQL database.

zipdownload

Adds an option to download all attachments to a message in one zip file, when a message has multiple attachments. Also allows the download of a selection of messages in one zip file. Supports mbox and maildir format.

Please consider checking dependencies of enabled plugins

CREATE CONFIG

```
joe — joe@www-thegummibear: /var/www/html/nutty.thegummibear.com/roundcubemail-1.3.8 — ssh • ssh yavin — 79x22
~ — joe@db-thegummibear: ~ — ssh • ssh yavin  ~ — joe@mail-thegummibear: ~ — ssh • ssh yavin  × ...thegummibear.com/roundcubemail-1.3.8 — ssh • ssh yavin  +
joe@www-thegummibear: /var/www/html/nutty.thegummibear.com/roundcubemail-1.3.8$
echo "Do what it says to the config file"
Do what it says to the config file
joe@www-thegummibear: /var/www/html/nutty.thegummibear.com/roundcubemail-1.3.8$
```

Browser tabs: Inbox - joseph.fran, Dixie State CIT :: IT, rc\_addendum, all\_webclient, Roundcube Webmail, PHP: Installation, php - Class 'DOMD'

Address bar: Not Secure | nutty.thegummibear.com/roundcubemail-1.3.8/installer/index.php

Navigation icons: Back, Forward, Refresh, Home

Bookmarks: Apps, eportfolio, dixie, Genealogy, Router Limits, news, cit-proxmox, myproxmox, Canvas, bikes

```
$config['support_url'] = '';  
  
// This key is used for encrypting purposes, like storing of imap password  
// in the session. For historical reasons it's called DES_key, but it's used  
// with any configured cipher_method (see below).  
$config['des_key'] = '3Q5JDpvOW1WJ67qhiQ21tt0j';  
  
// -----  
// PLUGINS  
// -----  
// List of active plugins (in plugins/ directory)  
$config['plugins'] = array();
```

Of course there are more options to configure. Have a look at the defaults.inc.php file or visit [Howto Config](#) to find out.

CONTINUE

## General configuration

product\_name

Roundcube Webmail

Browser tabs: Inbox - joseph.fran, Dixie State CIT :: IT, rc\_addendum, all\_webclient, Roundcube Webmail, PHP: Installation, php - Class 'DOMD'

Address bar: Not Secure | nutty.thegummibear.com/roundcubemail-1.3.8/installer/index.php?\_step=3

Navigation: Apps, eportfolio, dixie, Geneology, Router Limits, news, cit-proxmox, myproxmox, Canvas, bikes

1. Check environment

2. Create config

3. Test config

### Check config file

defaults.inc.php: **OK**

config.inc.php: **OK**

### Check if directories are writable

Roundcube may need to write/save files into these directories

`/var/www/html/nutty.thegummibear.com/roundcubemail-1.3.8/temp/`: **NOT OK** (not writeable for the webserver)

`/var/www/html/nutty.thegummibear.com/roundcubemail-1.3.8/logs/`: **NOT OK** (not writeable for the webserver)

Use `chmod` OR `chown` to grant write privileges to the webserver

### Check DB config

DSN (write): **OK**

DB Schema: **NOT OK** (Database not initialized)

```
joe — joe@www-thegummibear: /var/www/html/nutty.thegummibear.com/roundcubemail-1.3.8 — ssh • ssh yavin — 79x22
~ — joe@db-thegummibear: ~ — ssh • ssh yavin  ~ — joe@mail-thegummibear: ~ — ssh • ssh yavin  ....thegummibear.com/roundcubemail-1.3.8 — ssh • ssh yavin  +
ls -l
total 272
drwxr-xr-x  2 joe joe          4096 Mar  2 09:55 bin
-rw-r--r--  1 joe joe       155016 Oct 23 05:12 CHANGELOG
-rw-r--r--  1 joe joe        1046 Oct 23 05:12 composer.json-dist
drwxr-xr-x  2 joe joe          4096 Mar  2 10:16 config
-rw-r--r--  1 joe joe       12726 Oct 23 05:12 index.php
-rw-r--r--  1 joe joe       10901 Oct 23 05:12 INSTALL
drwxr-xr-x  3 joe joe          4096 Mar  2 09:55 installer
-rw-r--r--  1 joe joe       35147 Oct 23 05:12 LICENSE
drwxr-xr-x  2 joe www-data    4096 Mar  2 09:55 logs
drwxr-xr-x 35 joe joe          4096 Mar  2 09:55 plugins
drwxr-xr-x  8 joe joe          4096 Mar  2 09:55 program
drwxr-xr-x  3 joe joe          4096 Mar  2 09:55 public_html
-rw-r--r--  1 joe joe        3876 Oct 23 05:12 README.md
drwxr-xr-x  4 joe joe          4096 Mar  2 09:55 skins
drwxr-xr-x  7 joe joe          4096 Oct 23 05:12 SQL
drwxr-xr-x  2 joe www-data    4096 Mar  2 09:55 temp
-rw-r--r--  1 joe joe        3579 Oct 23 05:12 UPGRADING
drwxr-xr-x  8 joe joe          4096 Mar  2 09:55 vendor
joe@www-thegummibear: /var/www/html/nutty.thegummibear.com/roundcubemail-1.3.8$
c
```

```
joe — joe@www-thegummibear: /var/www/html/nutty.thegummibear.com/roundcubemail-1.3.8 — ssh • ssh yavin — 79x22
~ — joe@db-thegummibear: ~ — ssh • ssh yavin  ~ — joe@mail-thegummibear: ~ — ssh • ssh yavin  ....thegummibear.com/roundcubemail-1.3.8 — ssh • ssh yavin  +
ls -l
total 272
drwxr-xr-x  2 joe joe          4096 Mar  2 09:55 bin
-rw-r--r--  1 joe joe       155016 Oct 23 05:12 CHANGELOG
-rw-r--r--  1 joe joe        1046 Oct 23 05:12 composer.json-dist
drwxr-xr-x  2 joe joe          4096 Mar  2 10:16 config
-rw-r--r--  1 joe joe       12726 Oct 23 05:12 index.php
-rw-r--r--  1 joe joe       10901 Oct 23 05:12 INSTALL
drwxr-xr-x  3 joe joe          4096 Mar  2 09:55 installer
-rw-r--r--  1 joe joe       35147 Oct 23 05:12 LICENSE
drwxr-xr-x  2 joe www-data     4096 Mar  2 09:55 logs
drwxr-xr-x 35 joe joe          4096 Mar  2 09:55 plugins
drwxr-xr-x  8 joe joe          4096 Mar  2 09:55 program
drwxr-xr-x  3 joe joe          4096 Mar  2 09:55 public_html
-rw-r--r--  1 joe joe        3876 Oct 23 05:12 README.md
drwxr-xr-x  4 joe joe          4096 Mar  2 09:55 skins
drwxr-xr-x  7 joe joe          4096 Oct 23 05:12 SQL
drwxr-xr-x  2 joe www-data     4096 Mar  2 09:55 temp
-rw-r--r--  1 joe joe        3579 Oct 23 05:12 UPGRADING
drwxr-xr-x  8 joe joe          4096 Mar  2 09:55 vendor
joe@www-thegummibear: /var/www/html/nutty.thegummibear.com/roundcubemail-1.3.8$
chmod 775 logs/ temp/
```



```
joe — joe@www-thegummibear: /var/www/html/nutty.thegummibear.com/roundcubemail-1.3.8 — ssh • ssh yavin — 79x22
~ — joe@db-thegummibear: ~ — ssh • ssh yavin  ~ — joe@mail-thegummibear: ~ — ssh • ssh yavin  ....thegummibear.com/roundcubemail-1.3.8 — ssh • ssh yavin  +
joe@www-thegummibear: /var/www/html/nutty.thegummibear.com/roundcubemail-1.3.8$
echo "initialize teh db"
initialize teh db
joe@www-thegummibear: /var/www/html/nutty.thegummibear.com/roundcubemail-1.3.8$
```

```
joe — joe@www-thegummibear: /var/www/html/nutty.thegummibear.com/roundcubemail-1.3.8 — ssh • ssh yavin — 79x22
~ — joe@db-thegummibear: ~ — ssh • ssh yavin  ~ — joe@mail-thegummibear: ~ — ssh • ssh yavin  ....thegummibear.com/roundcubemail-1.3.8 — ssh • ssh yavin  +
joe@www-thegummibear:/var/www/html/nutty.thegummibear.com/roundcubemail-1.3.8$
echo "if it doesn't initialize, check your db user permissions"
if it doesn't initialize, check your db user permissions
joe@www-thegummibear:/var/www/html/nutty.thegummibear.com/roundcubemail-1.3.8$
```

Browser tabs: Inbox - joseph.fran, Dixie State CIT :: IT, rc\_addendum, all\_webclient, Roundcube Webmail, PHP: Installation, php - Class 'DOMD'

Address bar: Not Secure | nutty.thegummibear.com/roundcubemail-1.3.8/installer/index.php?\_step=3

Bookmarks: Apps, eportfolio, dixie, Geneology, Router Limits, news, cit-proxmox, myproxmox, Canvas, bikes

## Test IMAP config

Server

Port

Username

Password

After completing the installation and the final tests please **remove** the whole installer folder from the document root of the webserver or make sure that `enable_installer` option in `config.inc.php` is disabled.

These files may expose sensitive configuration data like server passwords and encryption keys to the public. Make sure you cannot access this installer from your browser.



joe — joe@www-thegummibear: /var/www/html/nutty.thegummibear.com/roundcubemail-1.3.8 — ssh • ssh yavin — 79x22

~ — joe@db-thegummibear: ~ — ssh • ssh yavin


~ — joe@mail-thegummibear: ~ — ssh • ssh yavin

...thegummibear.com/roundcubemail-1.3.8 — ssh • ssh yavin



```
joe@www-thegummibear: /var/www/html/nutty.thegummibear.com/roundcubemail-1.3.8$  
rm -rf installer/
```

```
joe — joe@www-thegummibear: /var/www/html/nutty.thegummibear.com/roundcubemail-1.3.8 — ssh • ssh yavin — 79x22
~ — joe@db-thegummibear: ~ — ssh • ssh yavin  ~ — joe@mail-thegummibear: ~ — ssh • ssh yavin  ....thegummibear.com/roundcubemail-1.3.8 — ssh • ssh yavin  +
joe@www-thegummibear: /var/www/html/nutty.thegummibear.com/roundcubemail-1.3.8$
echo "Visit the URL - minus the installer"
Visit the URL - minus the installer
joe@www-thegummibear: /var/www/html/nutty.thegummibear.com/roundcubemail-1.3.8$
```

roundcube 

Username

Password

```
joe — joe@www-thegummibear: /var/www/html/nutty.thegummibear.com/roundcubemail-1.3.8 — ssh • ssh yavin — 79x22
~ — joe@db-thegummibear: ~ — ssh • ssh yavin  ~ — joe@mail-thegummibear: ~ — ssh • ssh yavin  ....thegummibear.com/roundcubemail-1.3.8 — ssh • ssh yavin  +
joe@www-thegummibear: /var/www/html/nutty.thegummibear.com/roundcubemail-1.3.8$
echo "First attempt failed"
First attempt failed
joe@www-thegummibear: /var/www/html/nutty.thegummibear.com/roundcubemail-1.3.8$
```



joe — joe@www-thegummibear: /var/www/html/nutty.thegummibear.com/roundcubemail-1.3.8/logs — ssh • ssh yavin — 79x22

~ — joe@db-thegummibear: ~ — ssh • ssh yavin

~ — joe@mail-thegummibear: ~ — ssh • ssh yavin

...ummibear.com/roundcubemail-1.3.8/logs — ssh • ssh yavin



```
joe@www-thegummibear: /var/www/html/nutty.thegummibear.com/roundcubemail-1.3.8/l  
ogs$ less errors █
```



joe — joe@www-thegummibear: /var/www/html/nutty.thegummibear.com/roundcubemail-1.3.8/logs — ssh • ssh yavin — 79x22

~ — joe@db-thegummibear: ~ — ssh • ssh yavin      ~ — joe@mail-thegummibear: ~ — ssh • ssh yavin      ...ummibear.com/roundcubemail-1.3.8/logs — ssh • ssh yavin

```
[02-Mar-2019 10:18:30 -0700]: <ljl4aau> IMAP Error: Login failed for chancho from 64.255.89.6. Could not connect to ssl://mail.thegummibear.com:993: Unknown reason in /var/www/html/nutty.thegummibear.com/roundcubemail-1.3.8/program/lib/Roundcube/rcube_imap.php on line 196 (POST /roundcubemail-1.3.8/?_task=login&_action=login)
errors (END)
```

```
joe — joe@www-thegummibear: /var/www/html/nutty.thegummibear.com/roundcubemail-1.3.8/logs — ssh • ssh yavin — 79x22
~ — joe@db-thegummibear: ~ — ssh • ssh yavin  ~ — joe@mail-thegummibear: ~ — ssh • ssh yavin  ...ummibear.com/roundcubemail-1.3.8/logs — ssh • ssh yavin  +
joe@www-thegummibear:/var/www/html/nutty.thegummibear.com/roundcubemail-1.3.8/logs$ echo "Hmmm... let's change a few things"
Hmmm... let's change a few things
joe@www-thegummibear:/var/www/html/nutty.thegummibear.com/roundcubemail-1.3.8/logs$ █
```

```
joe — joe@www-thegummibear: /var/www/html/nutty.thegummibear.com/roundcubemail-1.3.8/config — ssh • ssh yavin — 79x22
~ — joe@db-thegummibear: ~ — ssh • ssh yavin  ~ — joe@mail-thegummibear: ~ — ssh • ssh yavin  × ...mibear.com/roundcubemail-1.3.8/config — ssh • ssh yavin  +
joe@www-thegummibear: /var/www/html/nutty.thegummibear.com/roundcubemail-1.3.8/lo
ogs$ echo "Hmmm... let's change a few things"
Hmmm... let's change a few things
joe@www-thegummibear: /var/www/html/nutty.thegummibear.com/roundcubemail-1.3.8/lo
ogs$ cd ..
joe@www-thegummibear: /var/www/html/nutty.thegummibear.com/roundcubemail-1.3.8$
cd config/
joe@www-thegummibear: /var/www/html/nutty.thegummibear.com/roundcubemail-1.3.8/c
onfig$ ls
config.inc.php  config.inc.php.sample  defaults.inc.php  mimetypes.php
joe@www-thegummibear: /var/www/html/nutty.thegummibear.com/roundcubemail-1.3.8/c
onfig$ sudo vi config.inc.php
```

```
joe — joe@www-thegummibear: /var/www/html/nutty.thegummibear.com/roundcubemail-1.3.8/config — ssh • ssh yavin — 79x22
~ — joe@db-thegummibear: ~ — ssh • ssh yavin  ~ — joe@mail-thegummibear: ~ — ssh • ssh yavin  ...mibear.com/roundcubemail-1.3.8/config — ssh • ssh yavin  +
// %t - hostname without the first part
// %d - domain (http hostname $_SERVER['HTTP_HOST'] without the first part)
// %s - domain name after the '@' from e-mail address provided at login screen
// For example %n = mail.domain.tld, %t = domain.tld
// WARNING: After hostname change update of mail_host column in users table is
//           required to match old user data records with the new host.
$config['default_host'] = 'ssl://mail.thegummibear.com';

//Adding this section

$config['imap_conn_options'] = array (
    'ssl' => array(
        'verify_peer' => false,
        'verify_peer_name' => false,
    ),
);

// TCP port used for IMAP connections
$config['default_port'] = 993;

// -----
"config.inc.php" 74L, 2993C written                                40,2                                45%
```

Inbox - joseph.fran x Dixie State CIT :: IT x rc\_addendum x all\_webclient x Roundcube Webmail x PHP: Installation - x php - Class 'DOMD' x

Not Secure | nutty.thegummibear.com/roundcubemail-1.3.8/?\_task=mail&\_mbox=INBOX

Apps eportfolio dixe Geneology Router Limits news cit-proxmox myproxmox Canvas bikes

About chanco@mail.thegummibear.com Logout

roundcube Mail Contacts Settings


Refresh Compose Reply Reply all Forward Delete Mark More

All

Inbox

Mailbox is empty 1

Select Threads



```
joe — joe@www-thegummibear: /var/www/html/nutty.thegummibear.com/roundcubemail-1.3.8/config — ssh • ssh yavin — 79x22
~ — joe@db-thegummibear: ~ — ssh • ssh yavin  ~ — joe@mail-thegummibear: ~ — ssh • ssh yavin  ...mibear.com/roundcubemail-1.3.8/config — ssh • ssh yavin  +
joe@www-thegummibear: /var/www/html/nutty.thegummibear.com/roundcubemail-1.3.8/c
onfig$ echo "Yay, logged in as chancho. Make sure you can send/receive"
Yay, logged in as chancho. Make sure you can send/receive
joe@www-thegummibear: /var/www/html/nutty.thegummibear.com/roundcubemail-1.3.8/c
onfig$ █
```

foo test



Inbox x

**chancho** <chancho@mail.thegummibear.com>

to joe ▾

Can you hear me?

foo test - joseph.fr x Dixie State CIT :: IT x rc\_addendum x all\_webclient x Roundcube Webmail x PHP: Installation - x php - Class 'DOMD x

Not Secure | nutty.thegummibear.com/roundcubemail-1.3.8/?\_task=mail&\_caps=pdf%3D1%2Cflash%3D0%2Ctiff%3D0%2Cwebp%3D1&uid=1&mb... ☆

Apps eportfolio dixe Geneology Router Limits news cit-proxmox myproxmox Canvas bikes

About chanco@mail.thegummibear.com Logout

roundcube Mail Contacts Settings

Back Compose Reply Reply all Forward Delete Move Print Mark More

**Inbox**

Sent

**Re: foo test** Message 1 of 1

From Joe Francom

To chanco

Date Today 10:24

It works!

On Sat, Mar 2, 2019 at 10:24 AM chanco <[chanco@mail.thegummibear.com](mailto:chanco@mail.thegummibear.com)> wrote:  
Can you hear me?



```
joe — joe@www-thegummibear: /var/www/html/nutty.thegummibear.com/roundcubemail-1.3.8/config — ssh • ssh yavin — 79x22
~ — joe@db-thegummibear: ~ — ssh • ssh yavin  ~ — joe@mail-thegummibear: ~ — ssh • ssh yavin  × ...mibear.com/roundcubemail-1.3.8/config — ssh • ssh yavin  +
joe@www-thegummibear: /var/www/html/nutty.thegummibear.com/roundcubemail-1.3.8/c
onfig$ echo "I was able to send/receive"
I was able to send/receive
joe@www-thegummibear: /var/www/html/nutty.thegummibear.com/roundcubemail-1.3.8/c
onfig$ █
```